

DUPLEXbase PS 650-6000

ENVIRONMENTAL PRODUCT DECLARATION

In accordance with ISO 14025:2006 and EN
15804:2012+A2:2019/AC:2021



Programme	National Environmental Labelling Program
Programme operator	Ministry of the Environment of the Czech republic
Publication date	02-02-2026
Valid until	01-02-2031

AIRFLOW 



General Information

ACCOUNTABILITIES FOR PCR, LCA AND INDEPENDENT, THIRD-PARTY VERIFICATION

Product	EN 15804:2012+A2:2019/AC:2021
Category Rules (PCR)	EN 50693:2020 Product category rules for life cycle assessment of electronic and electrical products and systems Independent verification of the declaration and data according to EN ISO 14025:2010: External
Life Cycle Assessment (LCA)	LCA accountability: Luboš Nobilis e-mail: nobilis.lubos@gmail.com
Third-party verification	Independent third-party verification of the declaration and data, according to ISO 14025:2006, via: <input checked="" type="checkbox"/> EPD verification by individual verifier Third-party verifier: doc. Ing. Jan Weinzettel, Ph.D. http://www.fernconsulting.cz , weinzettel@seznam.cz

Procedure for follow-up of data during EPD validity involves third party verifier: Yes No

Programme	National Environmental Labelling Programme
Address	Ministry of the Environment of the Czech Republic Vršovická 1442/65 Prague 10, 100 10, Czech Republic
Website	www.cenia.cz www.ekoznacka.cz



The EPD owner has the sole ownership, liability, and responsibility for the EPD.

EPDs within the same product category but registered in different EPD programmes, or not compliant with EN 15804, may not be comparable. For two EPDs to be comparable, they must be based on the same PCR (including the same version number) or be based on fully-aligned

PCRs or versions of PCRs; cover products with identical functions, technical performances and use (e.g. identical declared/functional units); have equivalent system boundaries and descriptions of data; apply equivalent data quality requirements, methods of data collection, and allocation methods; apply

identical cut-off rules and impact as Assessment methods (including the same version of characterisation factors); have equivalent content declarations; and be valid at the time of comparison. For further information about comparability, see EN 15804 and ISO 14025.

Company Information

MORE THAN 60 YEARS OF EXPERIENCE

Founded in 1955, Airflow has grown from one man's expertise in fan design and air flow measurement into a thriving international group. Renowned for its innovative approach to new product development and air movement techniques, Airflow can offer you a variety of ventilation solutions to suit your needs.

With headquarters in High Wycombe, where the business was founded, Airflow has subsidiaries in Germany and the Czech Republic and has global distributors from Norway to New Zealand.

Airflow's knowledgeable and committed staff continually develop new and innovative products that raise standards and provide long term, reliable ventilation solutions.



ISO 9001 Quality Matters!

ISO 9001 - Airflow was the 152nd company to achieve the ISO 9001 standard and is currently one of few companies with ISO 9001:2015 certification. This ensures that all products that Airflow produce are stringently tested to provide customers with quality ventilation systems.



ISO 14001 Environmental Matters!

ISO 14001 - Airflow is also committed to reducing its impact on the environment and has achieved the ISO 14001:2015 standard. This commitment sees Airflow striving to improve efficiency whilst reducing energy usage, waste and consumption.



DUPLEXbase PS 650-6000

Mechanical Ventilation with Heat Recovery Unit



Product Information

DUPLEXbase PS

The third generation of series-produced compact units DUPLEXbase PS builds on the highly successful Duplexvent Flexi range and offers airflow rates from 650 to 6,000 m³/h nominal airflow rates with an available pressure of 250 Pa.

The units are supplied in a universal design suitable for both floor-mounted (parapet) and ceiling-suspended installation. The parapet version can be used indoors as well as outdoors. Another unique feature is the reversible airflow direction, meaning the supply and extract air paths can be swapped, which ensures high installation flexibility on site.

Optional accessories (e.g. hot-water heating coil, direct-expansion (DX) coil, shut-off dampers, flexible connectors, etc.) are intended primarily for installation outside the unit.

Depending on requirements for functionality, comfort, and operation, the units can be equipped with various control systems and operated manually, via time schedules, or based on sensor inputs (e.g. humidity, CO₂).

The units are supplied in compliance with the hygiene standard VDI 6022.

KEY FEATURES

- Heat recovery efficiency up to 93%
- Compact design with versatile unit orientation
- Indoor and outdoor (accessories required) installation
- Filter access doors for easy maintenance
- Excellent thermal insulation (class T2, TB1)
- 100% adjustable digital controller with Internet and BMS connection
- BREEAM, Part L, Volume 2 and ErP 2028 compliant
- Passivhaus Institute certified
- 2 year warranty*

*excludes motors. Motor warranty one year from date of purchase

Product identification

Mechanical Ventilation with Heat Recovery Unit / Air handling units (AHU) as referred in standards NS-EN 1886, NS-EN 13053 and EN 13141-7.

EPD follows additional requirements for construction products considered as Electronic or Electric Equipment (EEE).



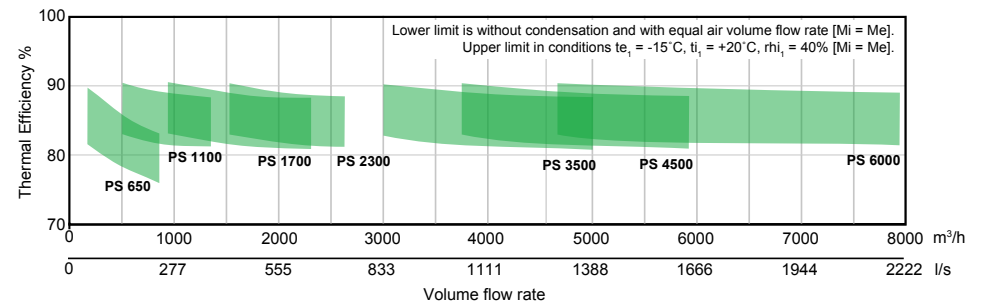
DUPLEXbase PS 650-6000

Mechanical Ventilation with Heat Recovery Unit



Technical Data

DUPLEXbase PS unit		650	1100	1700	2300	3500	4500	6000
Nominal airflow	m ³ h ⁻¹	650	1100	1700	2300	3500	4500	6000
Nominal external static pressure	Pa	170	200	200	200	300	300	300
Power input at nominal operating point	W	320	670	1200	1600	2100	2300	3000
Recovery efficiency*	%	see graph						
Weight**	kg	105	150	235	280	325	390	510
Power supply	V	230	230	230	230	400	400	400
Frequency	Hz	50	50	50	50	50	50	50
Max. power input	W	340	780	1600	1700	5200	5200	6400
Fan speed	min-1	4300	3400	2360	2470	2970	2970	2700
Preheater heating capacity	kW	2.2	3.3	4.4	7.7	11	13.2	16.5
Filtration class	-	ePM1 55% (F7) / ePM10 50% (M5)						



* depending on air volume – see graph

** depending on the selected equipment

Note:

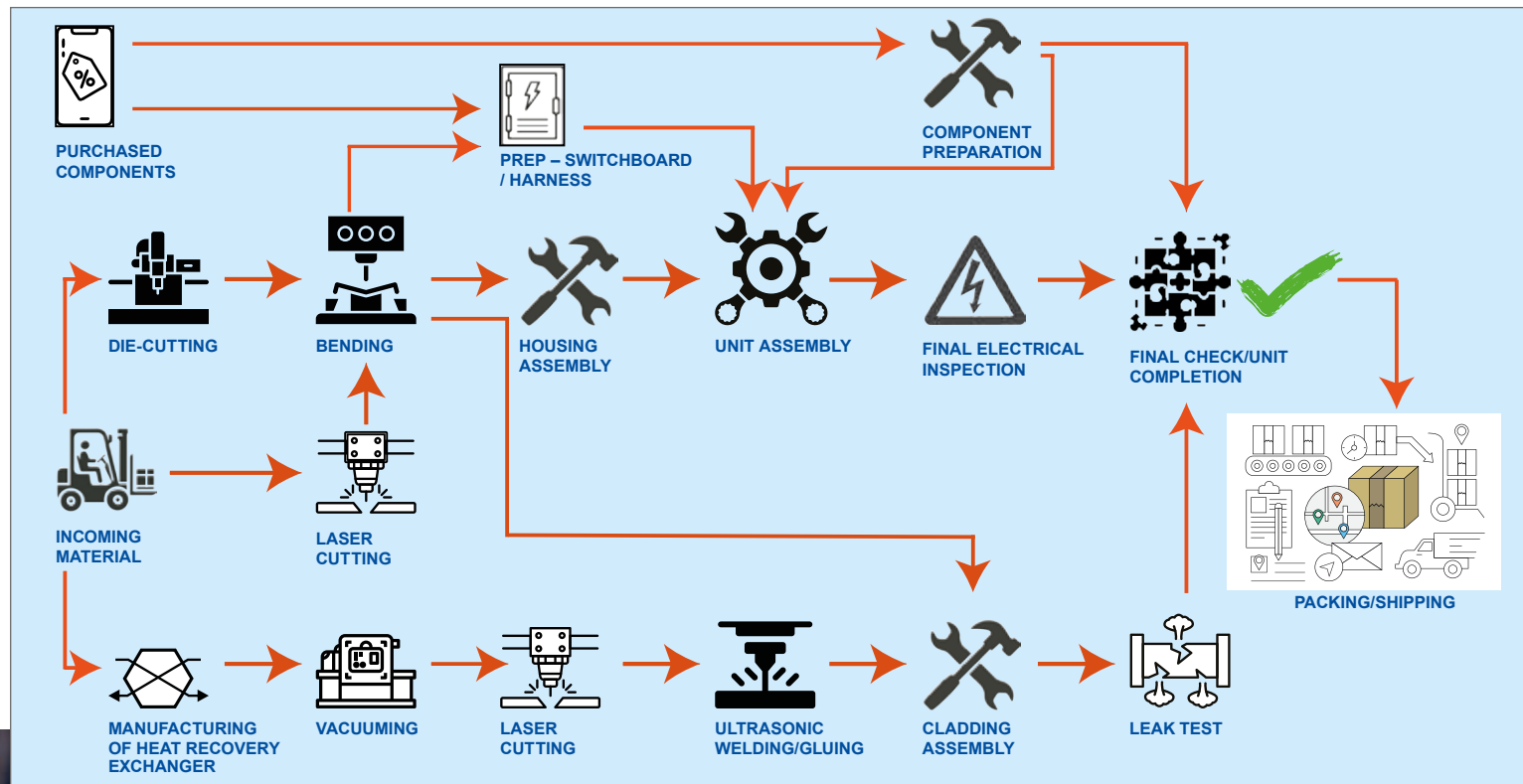
The units comply with the requirements of Commission Regulation (EU) No 1253/2014 (Ecodesign).

DUPLEXbase PS 650-6000

Mechanical Ventilation with Heat Recovery Unit



LCA Information - System diagram



DUPLEXbase PS 650-6000

Mechanical Ventilation with Heat Recovery Unit



Product Information

Modules declared, geographical scope, share of specific data (in GWP-GHG results) and data variation (in GWP-GHG results):

	Production phase			Construction phase		Use phase	End-of-life phase				Benefits and costs beyond the system boundaries
	Supply of raw materials	Transport	Production	Transport to the construction site	Construction process - installation	Use, maintenance, repair, replacement, reconstruction, operational energy consumption, operational water consumption	Deconstruction, demolition	Transport	Waste processing	Disposal	Potential for reuse, recovery and recycling
Module	A1	A2	A3	A4	A5	B1 – B7	C1	C2	C3	C4	D
Declared modules	x	x	x	x	x	module not declared	x	x	x	x	x
Geography	EU	CZ			EU	–	EU				
Specific data	>15 %				–	–	–	–	–	–	–
Variability - products	-20% to 10%*				–	–	–	–	–	–	–
Variability - production plants	not applicable				–	–	–	–	–	–	–

X = Module declared, ND = Not declared B1-B3, B5 and B7 have no inputs or outputs during the life cycle of the ventilation unit. All environmental indicators for them are calculated as 0 as there is no activity in those modules that consider the ventilation unit. Zero values for these modules are not shown in the results tables.

*Variability refers to specific types of DUPLEXbase PS units compared to the reference product on a weight basis. In most impact categories, the results for the reference product are conservative (less favourable). In the Climate change, fossil impact category, the variability is less than 3%.

Note: It is not recommended to use the results of modules A1-A3 without taking into account the results of module C. In accordance with EN 15804+A2:2019/AC:2021, environmental impacts are declared using the EC-JRC basic characterisation factors (reference package based on EF 3.1). Specific data is based on operation and general data comes from the Ecoinvent database. The estimated impact results are only relative data that do not indicate the end points of impact categories, threshold exceedances, safety margins or risks. All emissions to air, water and soil and all materials and energy used were included in the calculation. The LCA data results are detailed in the following tables and refer to the declared unit of 1 DUPLEXbase PS 650 ventilation unit

DUPLEXbase PS 650-6000

Mechanical Ventilation with Heat Recovery Unit



Product Life Cycle – Used Data and Assumptions

Product phase (A1-A3)

Module A1 mainly covers the production of components for the assembly of complete ventilation units. These are profiles and components made of surface-treated steel, aluminium alloys and stainless steel (parts of the casings), HIPS and PIR insulation, and various small parts made of plastic, electronics, and brass.

Phase A2 involves specific transport of the above-mentioned materials and components to production in phase A3 and internal transport (fuel consumption).

In production, A3 components are processed, in particular the production of recuperative heat exchangers, sandwich cladding and the assembly of units based on standard production schemes.

This involves the consumption of electricity, natural gas and fuels and the production of emissions from their use. Only wooden pallets are used for product packaging.

Production generates production waste and packaging waste (plastics, paper and cardboard, mixed). GWP-GHG from

electricity production: 0.66 kg CO₂ eq/kWh (the Czech residual mix contains: 50.8% fossil fuels, 42.8% nuclear energy, 6.4% renewable sources).

Transport to the construction phase (A4)

Module A4 represents the average (weight-assigned) requirements for road transport (HGV) based on specific data for the reference year 2023.

Construction-Installation (A5)

The installation of units in a building can be carried out in various ways and using various tools, building materials and fasteners. Module A5 only takes into account the production of packaging waste from the product.

Use phase (B1-B7)

This phase is not declared, as the impacts of the use phase of ventilation units depend on a wide

range of conditions of use, including physical location, outdoor climatic conditions, air flow, pressure losses, operating hours, etc. The impacts of the use phase should only be calculated

at the building level, taking into account its specific conditions of use.

End-of-life phase (C1-C4)

Module C1 considers manual dismantling and transport for processing at a distance of 50 km.

The rate of recovery and disposal is determined in accordance with Annex G of EN 50693:2020: 80% material recovery for steel, 70% material recovery for aluminium, 20% material recovery for PIR/ HIPS, 50% energy recovery for rubber and PVC, and 100% landfilling of remaining materials.

Benefits and costs beyond the system boundaries (D) - potential for reuse, recovery and recycling

Beyond the system boundaries, recyclates and energy from utilisation in module C3 is declared as substitutes for primary inputs: steel, pig iron, aluminium, PIR/HIPS, electricity, high voltage (EU), district or industrial heat. The quantities of exported products are listed in the output flow tables.

DUPLEXbase PS 650-6000

Mechanical Ventilation with Heat Recovery Unit



Content Information

Composition	(kg)	Post-consumer recycled material (%)	Biogenic material, weight %, and kg C/DU*
Steel	69.79	0	0
Aluminium	12.25	0	0
HIPS	6.49	0	0
Electronics (wires, etc.)	6.16	0	0
PIR	4.33	0	0
Fan	2.70	0	0
Stainless steel	1.86	0	0
Plastics and rubber	1.34	0	0
Copper and brass	0.07	0	0
TOTAL	105.00	0	0
Packaging	(kg)	Weight % of product	Biogenic carbon weight, kg C/DU*
Wood	10.44	9.94 %	4.70
TOTAL	10.44	9.94 %	4.70

Biogenic carbon content per DU*

	DUPLEXbase PS 650 (kg)
Biogenic carbon content in the product	0
Biogenic carbon content in packaging	4.70

UN CPC: 43912 Air conditioning units
*Declared Unit



Note:

The material composition listed refers to the DUPLEXbase PS 650 unit. The actual weight proportions of individual materials may vary slightly depending on the size of the unit, its configuration and the components used (e.g. type of exchanger, fans, insulation and accessories). The basic material composition of the product remains unchanged.

The substances listed as substances of very high concern subject to authorisation by the European Chemicals Agency are not present in the product in declarable quantities.

DUPLEXbase PS 650-6000

Mechanical Ventilation with Heat Recovery Unit



Results of the Environmental Performance Indicators

Mandatory impact category indicators according to EN 15804, results per declared unit

Impact category	Unit	A1-A3	A4	A5	C1	C2	C3	C4	D
Climate change - total	kg CO2 ekv.	6,20E+02	1,00E+01	1,09E+00	0	9,49E-01	1,56E+01	1,97E-01	-1,95E+02
Climate change - fossil fuels		6,16E+02	1,00E+01	0,00E+00	0	9,48E-01	1,56E+01	1,96E-01	-1,94E+02
Climate change - biogenic		6,52E-01	6,69E-03	1,09E+00	0	6,33E-04	8,74E-03	9,44E-05	-1,69E-02
Climate change - land use and land use change		3,48E+00	3,38E-03	0,00E+00	0	3,20E-04	1,35E-03	1,13E-04	-1,52E+00
Ozone depletion	kg CFC11 ekv.	6,45E-06	2,18E-07	0,00E+00	0	2,07E-08	7,20E-08	5,47E-09	-1,65E-06
Acidification	mol H+ ekv.	6,07E+00	2,15E-02	3,51E-06	0	2,04E-03	3,99E-02	1,38E-03	-1,01E+00
Eutrophication, fresh water	kg P ekv.	3,61E-01	6,95E-04	7,83E-05	0	6,58E-05	6,39E-04	1,72E-05	-8,53E-02
Eutrophication, seawater	kg N ekv.	8,99E-01	5,18E-03	3,43E-03	0	4,90E-04	1,67E-02	5,28E-04	-1,78E-01
Eutrophication, terrestrial soil	mol N ekv.	1,48E+01	5,59E-02	9,02E-07	0	5,29E-03	1,79E-01	5,77E-03	-1,84E+00
Photochemical ozone creation	kg NMVOC ekv.	2,61E+00	3,41E-02	3,25E-04	0	3,23E-03	5,34E-02	2,08E-03	-6,61E-01
Depletion of raw material resources - minerals and metals*	kg Sb ekv.	2,51E-02	3,44E-05	0,00E+00	0	3,25E-06	4,71E-05	2,86E-07	-3,70E-04
Depletion of raw material resources - fossil fuels*	MJ	8,42E+03	1,42E+02	0,00E+00	0	1,35E+01	5,88E+01	4,81E+00	-2,26E+03
Water consumption*	m³ global equivalent shortage	3,44E+02	7,30E-01	0,00E+00	0	6,90E-02	8,98E-01	2,14E-01	-9,00E+01

*The results of this environmental impact indicator must be used with caution because they are highly uncertain or because there is limited experience with this indicator.
 Note: The estimated impact results are only relative data that do not indicate the end points of impact categories, threshold exceedances, safety margins or risks.

DUPLEXbase PS 650-6000

Mechanical Ventilation with Heat Recovery Unit



Resource use indicators, results per declared unit

Parameter	Unit	A1-A3	A4	A5	C1	C2	C3	C4	D
Primary energy consumption excluding energy sources used as raw materials (PERE)	MJ, calorific value	1,21E+03	2,35E+00	0,00E+00	0	2,22E-01	2,16E+00	4,50E-02	-4,18E+02
Consumption of renewable primary energy sources used as raw materials (PERM)		0,00E+00	0,00E+00	0,00E+00	0	0,00E+00	0,00E+00	0,00E+00	0,00E+00
Total consumption of renewable primary energy sources (primary energy and primary energy sources used as raw materials) (PERT)		1,21E+03	2,35E+00	0,00E+00	0	2,22E-01	2,16E+00	4,50E-02	-4,18E+02
Non-renewable primary energy consumption excluding energy sources used as raw materials (PENRE)		8,42E+03	1,42E+02	0,00E+00	0	1,35E+01	5,88E+01	4,81E+00	-2,26E+03
Consumption of non-renewable primary energy resources used as raw materials (PENRM)		0,00E+00	0,00E+00	0,00E+00	0	0,00E+00	0,00E+00	0,00E+00	0,00E+00
Total consumption of non-renewable primary energy sources (primary energy and primary energy sources used as raw materials) (PENRT)		8,42E+03	1,42E+02	0,00E+00	0	1,35E+01	5,88E+01	4,81E+00	-2,26E+03
Consumption of secondary raw materials (SM)	kg	3,97E+01	6,45E-02	0,00E+00	0	6,10E-03	2,88E-02	1,20E-03	-1,15E+00
Renewable secondary fuel consumption (RSF)	MJ, calorific value	5,59E-02	8,48E-04	0,00E+00	0	8,02E-05	3,85E-04	2,50E-05	-6,29E-03
Consumption of non-renewable secondary fuels (NRSF)		0,00E+00	0,00E+00	0,00E+00	0	0,00E+00	0,00E+00	0,00E+00	0,00E+00
Net consumption of drinking water (FW)	m ³	8,61E+00	1,81E-02	0,00E+00	0	1,71E-03	2,16E-02	4,99E-03	-2,30E+00

Supplementary environmental impact indicators per declared unit

Impact category	Unit	A1-A3	A4	A5	C1	C2	C3	C4	D
Particulate emissions	Incidence of disease	6,59E-05	7,51E-07	2,58E-12	0	7,11E-08	1,01E-06	3,16E-08	-1,45E-05
Human toxicity, non-carcinogenic*	CTUh	2,11E-05	8,98E-08	1,73E-09	0	8,49E-09	7,75E-08	8,01E-10	-1,23E-06
Human toxicity, carcinogenic*		CTUe	1,69E-09	2,16E-12	0	1,60E-10	1,85E-09	3,56E-11	-2,68E-07
Ecotoxicity (freshwater)	Pt	7,31E+03	1,91E+01	4,69E-01	0	1,81E+00	3,00E+01	3,48E-01	-5,25E+02
Impacts related to land use / soil quality*	kBq U-235 equiv.	2,08E+03	8,55E+01	9,78E+00	0	8,09E+00	1,42E+01	9,45E+00	-3,46E+02
Ionising radiation, human health**	kBq U-235 ekv.	6,59E+01	1,72E-01	0,00E+00	0	1,63E-02	1,36E-01	2,88E-03	-1,31E+01

*The results of this environmental impact indicator must be used with caution because of their high uncertainty or because of limited experience with this indicator.

**This impact category deals mainly with the potential impact of low doses of ionising radiation on human health from the nuclear fuel cycle. It does not take into account the effects of possible nuclear accidents, occupational exposure or the storage of radioactive waste in underground facilities. This indicator also does not measure potential ionising radiation from soil, radon and certain building materials.

Note: The estimated impact results are only relative data that do not indicate the end points of impact categories, threshold exceedances, safety margins or risks.

DUPLEXbase PS 650-6000

Mechanical Ventilation with Heat Recovery Unit



Waste category and Output Flows per declared unit

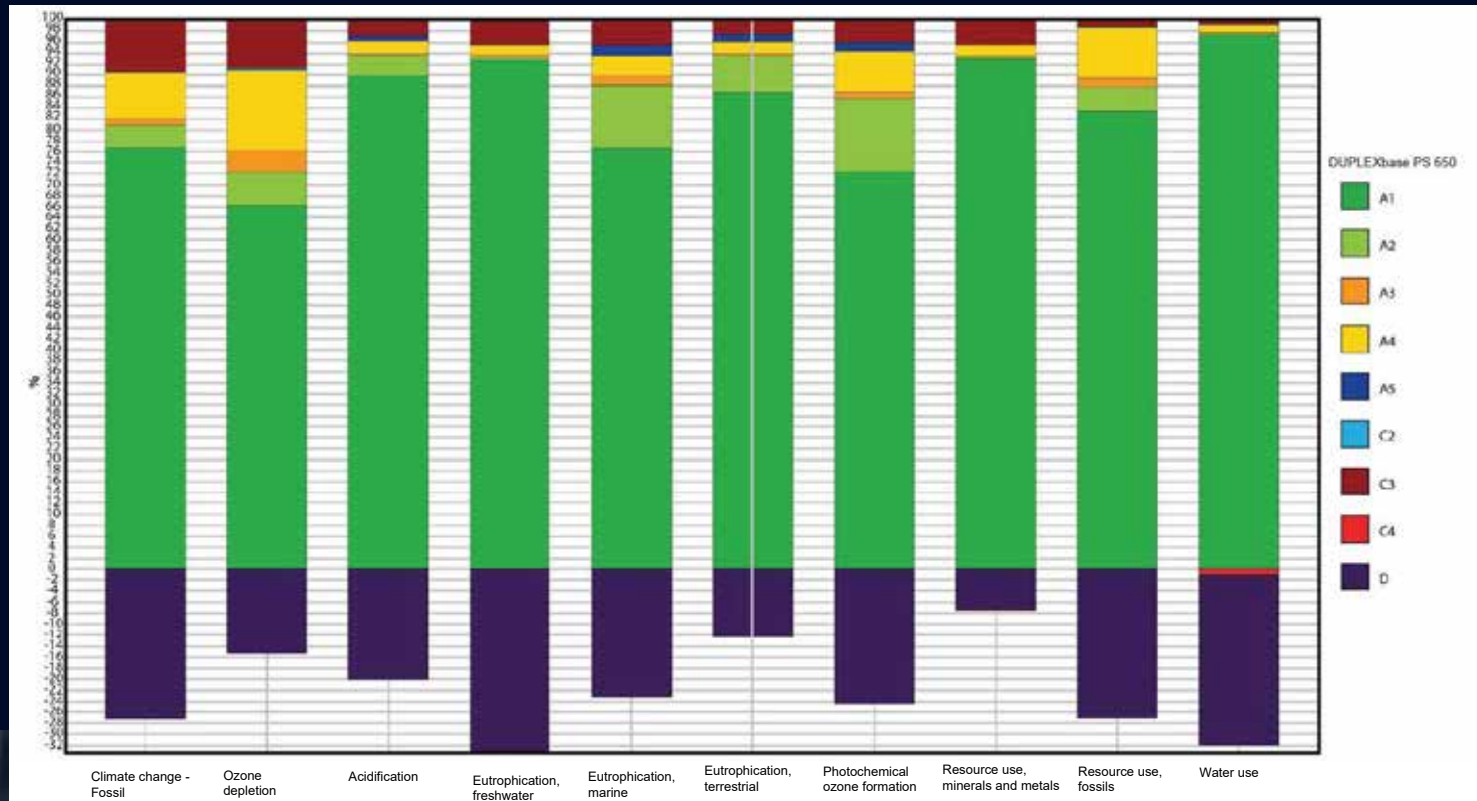
Parameter	Unit	A1-A3	A4	A5	C1	C2	C3	C4	D
Hazardous waste	kg	1,62E+02	2,07E-01	0,00E+00	0	1,96E-02	3,91E-01	5,48E-03	-3,85E+01
Other waste removed		2,19E+03	4,44E+00	1,04E+01	0	4,20E-01	1,04E+01	1,27E-01	-4,17E+02
Removed radioactive waste		2,00E-02	4,24E-05	0,00E+00	0	4,01E-06	3,45E-05	7,02E-07	-3,34E-03
Reusable construction elements (CRU)		0,00E+00	0,00E+00	0,00E+00	0	0,00E+00	0,00E+00	0,00E+00	0,00E+00
Materials for recycling (MFR)		1,01E+00	1,73E-03	0,00E+00	0	1,63E-04	7,49E+00	5,21E-05	0,00E+00
Materials for energy recovery (MER)		3,86E-03	9,18E-06	0,00E+00	0	8,68E-07	1,97E-06	9,26E-08	0,00E+00
Exported electrical energy (EEE)	MJ by energy type	2,68E+00	2,83E-02	0,00E+00	0	2,68E-03	2,66E-01	3,12E-04	0,00E+00
Exported thermal energy (EET)		4,89E+00	3,47E-02	0,00E+00	0	3,28E-03	9,21E-02	1,66E-04	0,00E+00

DUPLEXbase PS 650-6000

Mechanical Ventilation with Heat Recovery Unit



Chart of LCA results in life cycle phases



Method: EN 15804 +A2 LCIA & LCI indicators V1.00 / EN 15804 official / Characterization

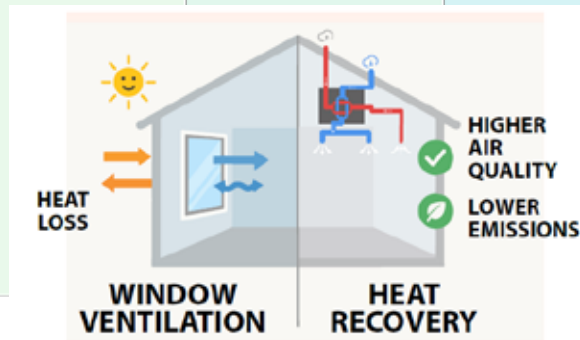
DUPLEXbase PS 650-6000

Mechanical Ventilation with Heat Recovery Unit



Example of Life-Cycle CO₂e Balance

Calculation conditions	Unit parameters	Operational electricity consumption	Service life - 25 years	Conclusions
<p>We assume the same supply of fresh air for both mechanical (heat recovery) ventilation and natural ventilation (opening windows).</p> <p>The DUPLEXbase PS thermal efficiency is over 85%.</p> <p>Three common heat sources were taken into account: electric resistance heating, an average heat pump, and a gas boiler.</p> <p>The analysis is based on an office building in Prague with an occupancy of 25 people.</p>	<p>The calculations use performance data for the DUPLEXbase PS 650, via our selection sw.</p>	<p>Modern fans with EC motors have very low electrical demand for air transport.</p> <p>Typical SFP values range between 0.15 and 0.30 W/(m³/h). Under partial-load operation (night mode), the SFP is even lower.</p>	<p>The verified average service life complies with the European standards for EPDs development.</p>	<p>In the Czech climate, for all three heating systems, the long-term heat-energy savings outweigh both the emissions associated with manufacturing the unit and the electricity consumed by the fans during operation.</p> <p>Moreover, continuously controlled ventilation (using CO₂, TVOC, or scheduled modes) maintains higher indoor air quality without the excessive heat losses typical of intermittent natural ventilation through windows.</p>



DUPLEXbase PS 650-6000

Mechanical Ventilation with Heat Recovery Unit



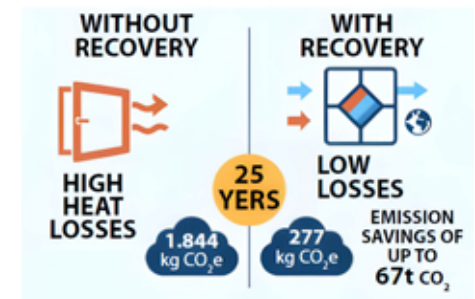
Annual Heat Loss from Ventilation		
Without heat recovery	32.90	GJ*
With heat recovery	4.90	GJ*
Savings from recovery	27.90	GJ*

* gigajoule

Annual CO ₂ e Emission Balance				
	Heating system type			
	Electric Direct Heating	Heat Pump	Gas Boiler	
Natural ventilation without heat recovery	3671	1468	1844	in kg CO ₂ e
Mechanical ventilation with heat recovery	551	220	277	in kg CO ₂ e
Fan operation emissions	420	420	420	in kg CO ₂ e
Emission savings	2700	828	1148	in kg CO₂e

Life-Cycle CO ₂ e Balance over 25 Years				
	Heating system type			
	Electric Direct Heating	Heat Pump	Gas Boiler	
Climate change - (GWP-total) - sum of values from the EPD	551	551	551	in kg CO ₂ e
Operational emission savings	-67507	-20708	-28702	in kg CO ₂ e
Total balance (savings)	-66956	-20157	-28151	in kg CO₂e

After 25 years of operation in the Czech climate zone, the overall environmental balance is clearly positive. Throughout its lifetime, a heat recovery ventilation unit can save up to 67 tonnes of CO₂e compared to natural ventilation.



DUPLEXbase PS 650-6000

Mechanical Ventilation with Heat Recovery Unit



Other Environmental Information

The following table shows the weighting coefficients of individual DUPLEXbase PS unit types compared to the reference product. When converting, it is necessary to take into account the variability of results in the range of -20 to +10% compared to the reference product. In most impact categories, the results of the reference product are conservative (less favourable). In the Climate change, fossil impact category, the variability is less than 3%.

Weighting coefficients for converting results to other types of DUPLEXbase PS ventilation units		
Type	Weight (kg)	Coefficient
DUPLEXbase PS 650	105	1
DUPLEXbase PS 1100	150	1.43
DUPLEXbase PS 1700	235	2.24
DUPLEXbase PS 2300	280	2.67
DUPLEXbase PS 3500	325	3.1
DUPLEXbase PS 4500	390	3.71
DUPLEXbase PS 6000	510	4.86

For further details go to: <https://www.airflow.com/>


DUPLEXbase PS 650-6000

Mechanical Ventilation with Heat Recovery Unit



Additional Environmental Information


Package disposal, recycling

Materials marked with the symbol  are recyclable. Put these materials in the respective bins in order to be recycled.

PAP – corrugated cardboard
FOR – wood

PE – polyethylene
PS – polystyrene

PP – polypropylene

Please leave materials marked with the  symbol at the community place used for waste disposal!

Disused ventilation units sold on the EU market can be recycled in compliance with the regulation 2012/19/EU. For further information please contact your distributor.

The guide on disassembling the unit is published at www.airflow.com, in compliance with the Regulation of the Commission (EU) 1253/2014.



DUPLEXbase PS 650-6000

Mechanical Ventilation with Heat Recovery Unit



References

ISO 14040/44/ DIN EN ISO 14040:2006-10, Environmental management - Life cycle assessment - Principles and framework

(ISO14040:2006) and Requirements and guidelines (ISO 14044:2006)

ISO 14044:2006-10, Environmental Management - Life Cycle

Assessment - Requirements and Instructions (ISO 14044:2006); EN ISO 14044:2006

ISO 14025/ DIN EN ISO 14025:2009-11: Environmental labels and declarations - Type III environmental declarations - Principles and procedures

EN 15804:2012+A2:2019/AC:2021, Sustainability of construction works - Environmental Product Declarations - Core rules for the construction products product category

EN 50693:2020 Product category rules for assessing the life cycle of electronic and electrical products and systems

Eurovent Recommendation on complementary Product Category Rules for ventilation units, 2025 / Ecoinvent / Ecoinvent Centre, www.ecoinvent.org /SimaPro/ SimaPro LCA Software, Pre Consultants, the Netherlands, www.pre-sustainability.com

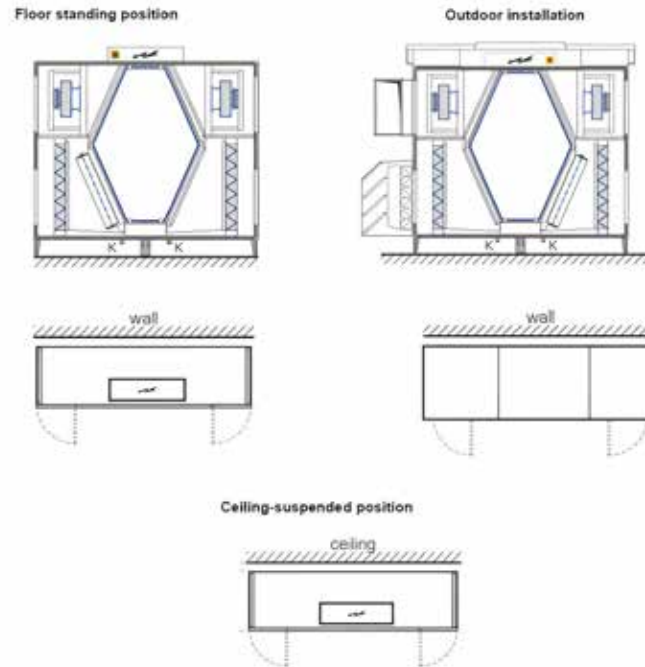
DUPLEXbase PS 650-6000

Mechanical Ventilation with Heat Recovery Unit



Annex 1. Different Unit Configurations

Standard Unit	Product code
DUPLEXbase PS 650 (RD6)	90002272
DUPLEXbase PS 1100 (RD6)	90002273
DUPLEXbase PS 1700 (RD6)	90002274
DUPLEXbase PS 2300 (RD6)	90002275
DUPLEXbase PS 3500 (RD6)	90002276
DUPLEXbase PS 4500 (RD6)	90002277
DUPLEXbase PS 6000 (RD6)	90002278



DUPLEXbase PS 650-6000

Mechanical Ventilation with Heat Recovery Unit



PASSIVE HOUSE CERTIFICATION

All DUPLEXbase PS units are tested and certified by the Passive House Institute, meeting the highest standards for energy-efficient ventilation. Key performance criteria include:

- Outstanding thermal performance
- Highly efficient heat recovery
- Low electric power consumption
- Excellent airtightness
- Precise balancing adjustability
- Effective sound insulation
- Superior indoor air quality
- Reliable frost protection



ErP EcoDesign COMPLIANCE

DUPLEXbase PS ventilation units meet the stringent energy efficiency requirements of ErP 2016 and ErP 2018, in accordance with Commission Regulation (EU) No. 1253/2014 (Ecodesign), for defined operating conditions.



RESPONSIBLE MANUFACTURING

ISO 9001 Quality Matters

Airflow is dedicated to delivering innovative, high-quality products with in-built reliability and proudly holds the ISO 9001:2015 certification. This ensures that every product we produce is rigorously tested and meets stringent international standards, assuring our customers of its long-lasting durability over years of operation.



ISO 14001 Environmental Matters

Airflow is dedicated to minimising its environmental impact and has successfully achieved the ISO 14001:2015 certification. This reflects our ongoing commitment to enhancing operational efficiency while reducing energy consumption, waste, and overall resource usage.



VDI 6022 HYGIENE STANDARD COMPLIANCE

The units are manufactured in accordance with the VDI 6022 hygiene standard, ensuring safe and healthy air quality.

When this option is selected, the units are equipped with inclined manometers to clearly indicate filter clogging (pressure loss across supply and exhaust filters).

Each unit undergoes thorough testing prior to delivery to ensure optimal performance and reliability.



BIM

BIM

Airflow products are provided in BIM file format. Other formats ie: DXF, BIM (IFC), BIM (RFA) are also available.



BESA

Affiliate: Building Engineering Services Association takes an active interest in the building services and wider construction industries, voicing the views of members and driving for initiatives that represent the best interests of those who work within the build environment.



CIBSE APPROVED CPD

Mechanical Ventilation with Heat Recovery in Non-Residential Buildings.

AIRFLOW

UNITED KINGDOM (head office)
Airflow Developments Limited
Aidelle House, Lancaster Road
Cressex Business Park
High Wycombe, Bucks. HP12 3QP.

Tel: +44 (0) 1494 525252
Email: info@airflow.com
Web: airflow.com

GERMANY
Airflow Lufttechnik GmbH
Wolbersacker 16
53359 Rheinbach
Germany

Tel: +49 (0) 2226 92050
Email: info@airflow.de
Web: airflow.de

CZECH REPUBLIC
Airflow Lufttechnik - Praha
Hostynska 520
10800 Praha 10
Prague, Czech Republic

Tel: +42 (0) 2747 72230
Email: info@airflow.cz
Web: airflow.cz

80001855 - Issue 1 06/26

